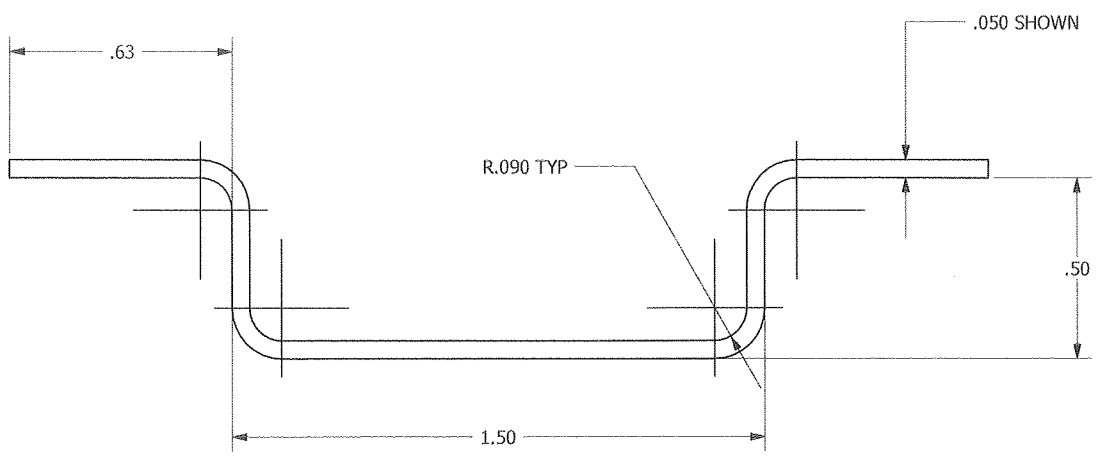
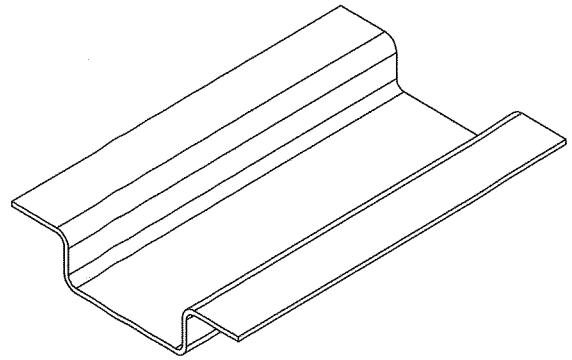


REV	DATE	APPROVED	DESCRIPTION
X-01	9/26/2017	BTO	Changed material thickness callout to reflect gauges



SIGNATURE _____

NAME _____

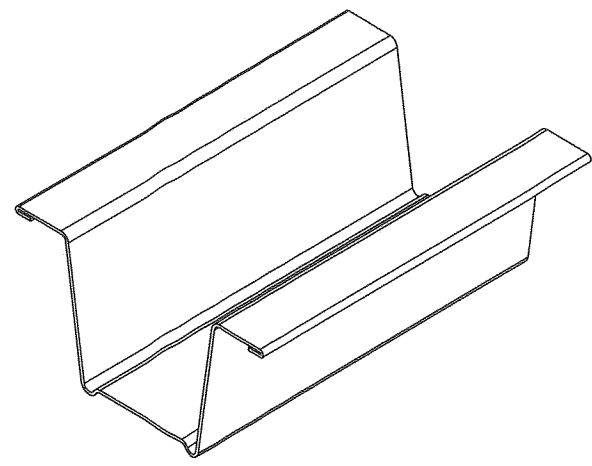
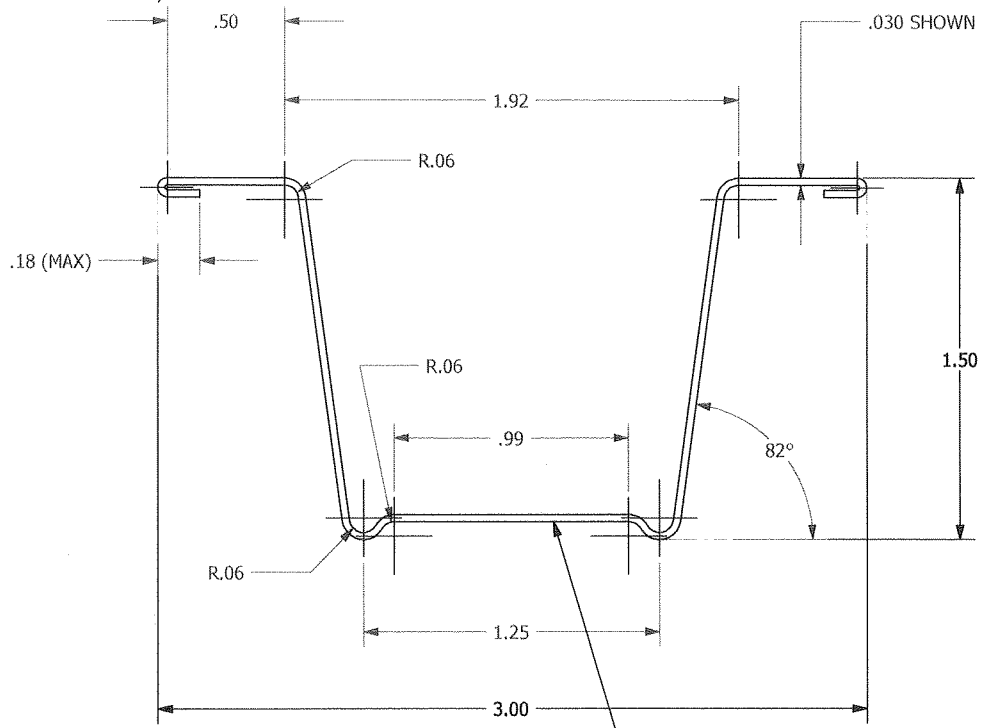
TITLE _____

DATE _____

CUSTOMER CONSENT

STANDARD TOLERANCES		DATE	NAME
0.XX = +/- 0.010	TYPICAL CORNER RADIUS	11/13/09	PDF
0.XXX = +/- 0.003	INSIDE CORNER = R 0.03	CHECKED	
FRACTIONS = +/- 1/32-IN	OUTSIDE CORNER = R 0.03	ENG APPR.	
ANGLES = +/- 1 DEGREE	BREAK ALL UNMARKED CORNERS	MFG APPR.	
PROPRIETARY INFORMATION NOTICE		Q.A.	
This document contains proprietary information which shall not be reproduced, transferred to other documents, disclosed to others, or used for any other purposes without prior written permission of Knudson Mfg., Inc.		TITLE: *** DO NOT SCALE DRAWING ***	
MATERIAL		Knudson Mfg., Inc.	
w = 3.55-in +/- (shown), t = 20 ga. to 16 ga.		10401 W. 120th Avenue	
FINISH		Broomfield, CO 80021 USA	
GALVANIZED/GALVANEAL		050 SUB GIRT	
		DWG. NO.	REVISION
		333-Finished Profile	X-01
		SCALE: 3:1	SHEET 1 OF 1

REV	DATE	APPROVED	DESCRIPTION
X-01	9/26/2017	BTO	Changed material thickness callout to reflect sheet metal gauges



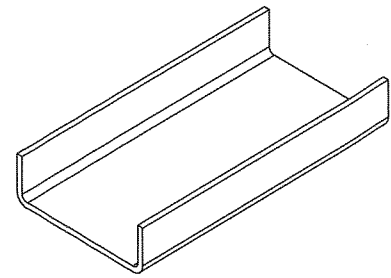
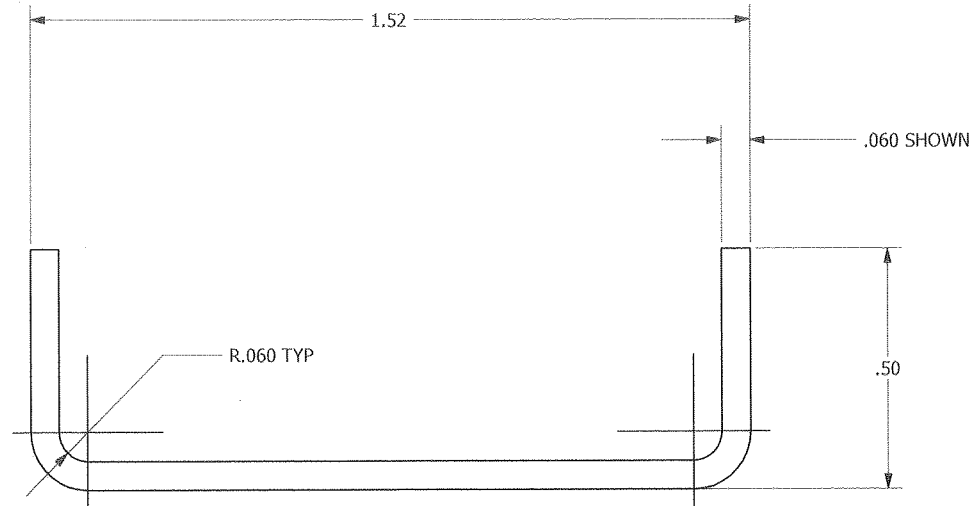
NOTE:
KNURLING THIS FACE
(OPTIONAL)

SIGNATURE _____
 NAME _____
 TITLE _____
 DATE _____

CUSTOMER CONSENT

STANDARD TOLERANCES		DATE	NAME	Knudson Mfg., Inc. 10401 W. 120th Avenue Broomfield, CO 80021 USA
0.XX = +/- 0.010 0.XXX = +/- 0.003 FRACTIONS = +/- 1/32-IN ANGLES = +/- 1 DEGREE	TYPICAL CORNER RADII: INSIDE CORNER = R 0.03 OUTSIDE CORNER = R 0.03 BREAK ALL UNMARKED CORNERS	DRAWN	07/27/09 PDF	
PROPRIETARY INFORMATION NOTICE This document contains proprietary information which shall not be reproduced, transferred to other documents, disclosed to others, or used for any other purposes without prior written permission of Knudson Mfg., Inc.		CHECKED	ENG APPR.	TITLE: *** DO NOT SCALE DRAWING ***
MATERIAL W = 5.88-in (max), t = 22 ga. to 16 ga.		Q.A.	MFG APPR.	150F125 - FURRING CHANNEL
FINISH GALVANIZED OR GALVANEAL		DWG. NO.		REVISION
		150F125-30		X-01
		SCALE: 2:1		SHEET 1 OF 1

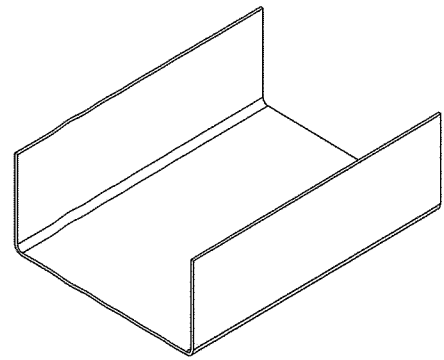
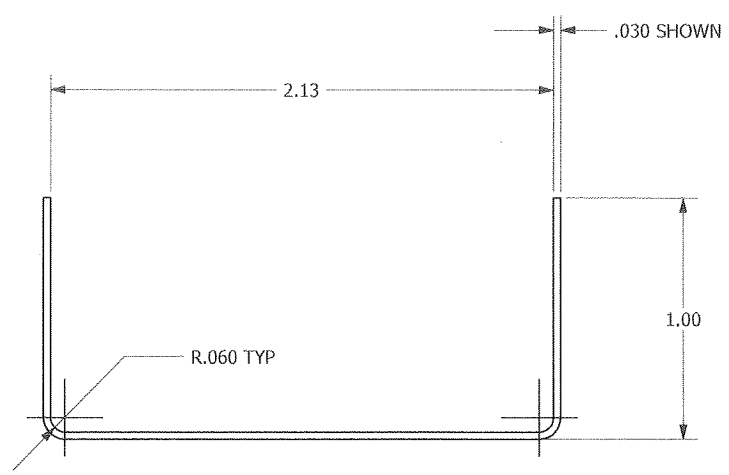
REV	DATE	APPROVED	DESCRIPTION
X-03	9/26/2017	BTO	Changed material thickness callout to reflect sheet metal gauges.



SIGNATURE	CUSTOMER CONSENT
NAME	
TITLE	
DATE	

STANDARD TOLERANCES		DATE	NAME	Knudson Mfg., Inc. 10401 W. 120th Avenue Broomfield, CO 80021 USA
0.XX = +/- 0.010 0.XXX = +/- 0.003 FRACTIONS = +/- 1/32-IN ANGLES = +/- 1 DEGREE	TYPICAL CORNER RADII: INSIDE CORNER = R 0.03 OUTSIDE CORNER = R 0.03 BREAK ALL UNMARKED CORNERS	DRAWN	06/12/09 PDF	
PROPRIETARY INFORMATION NOTICE <small>This document contains proprietary information which shall not be reproduced, transferred to other documents, disclosed to others, or used for any other purposes without prior written permission of Knudson Mfg., Inc.</small>		ENG APPR.		TITLE: *** DO NOT SCALE DRAWING ***
MATERIAL w = 2.32-in (shown), t = 20 ga. to 16 ga.		MFG APPR.		TRACK - 1.50 x 0.50-in
FINISH GALVANIZED		Q.A.		DWG. NO. 150T050-30 REVISION X-03
				SCALE: 4:1 SHEET 1 OF 1

REV	DATE	APPROVED	DESCRIPTION
X-01	9/26/2017	BTO	Changed material thickness callout to reflect sheet metal gauge



SIGNATURE _____

NAME _____

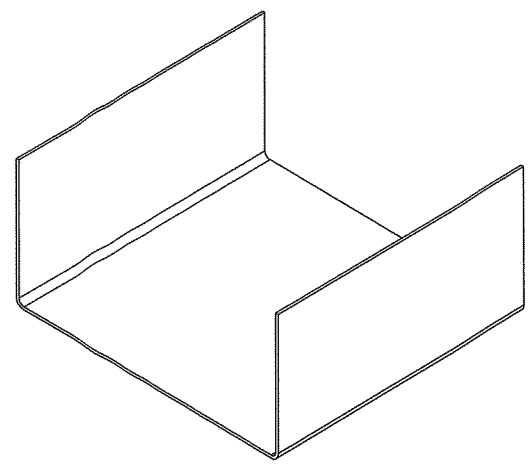
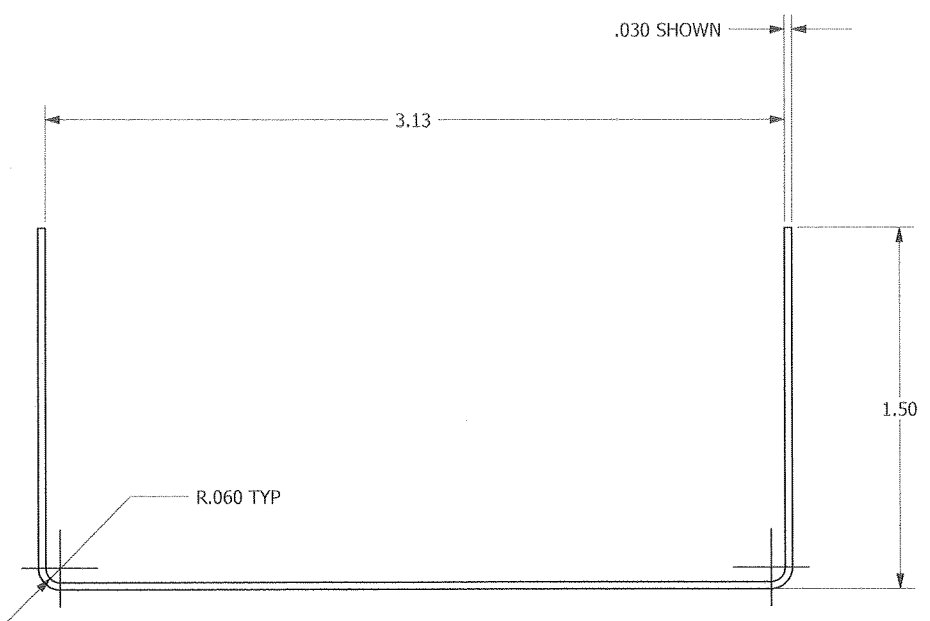
TITLE _____

DATE _____

CUSTOMER CONSENT

STANDARD TOLERANCES 0.XX = +/- 0.010 0.XXX = +/- 0.003 FRACTIONS = +/- 1/32-IN ANGLES = +/- 1 DEGREE		DATE 06/12/09	NAME PDF	Knudson Mfg., Inc. 10401 W. 120th Avenue Broomfield, CO 80021 USA	
PROPRIETARY INFORMATION NOTICE <small>This document contains proprietary information which shall not be reproduced, transferred to other documents, disclosed to others, or used for any other purposes without prior written permission of Knudson Mfg., Inc.</small>		ENG APPR. MFG APPR. Q.A.	CHECKED		TITLE: TRACK - 2.13 x 1.00-in *** DO NOT SCALE DRAWING ***
MATERIAL w = 4.06-in (shown), t = 22 ga to 16 ga		FINISH GALVANIZED		DWG. NO. 213T100-30	REVISION X-01
			SCALE: 2:1	SHEET 1 OF 1	

REV	DATE	APPROVED	DESCRIPTION
X-01	9/26/2017	BTO	Changed material thickness callout to reflect sheet metal gauges

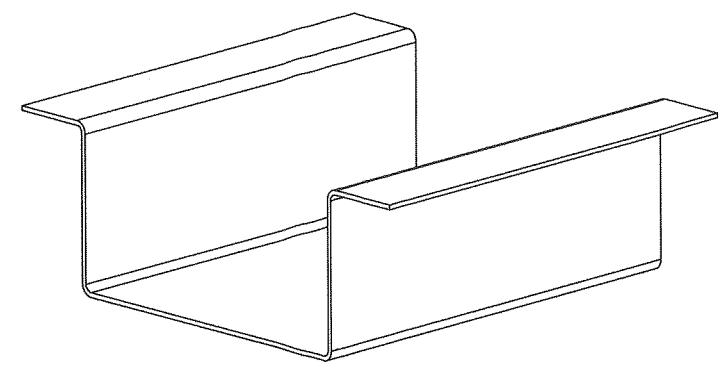
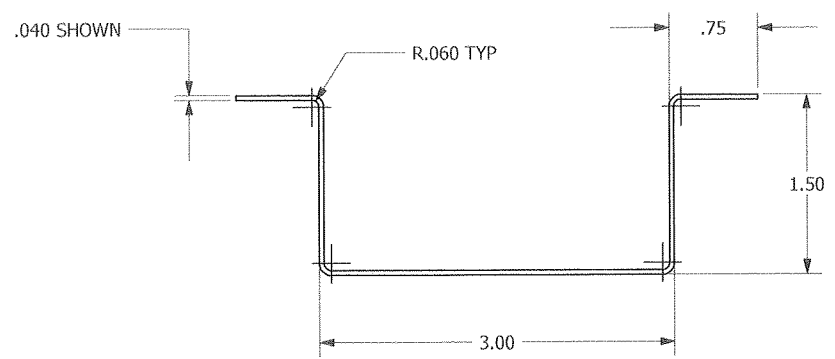


SIGNATURE _____
NAME _____
TITLE _____
DATE _____

CUSTOMER CONSENT

STANDARD TOLERANCES		DATE	NAME	Knudson Mfg., Inc. 10401 W. 120th Avenue Broomfield, CO 80021 USA
0.XX = +/- 0.010 0.XXX = +/- 0.003 FRACTIONS = +/- 1/32-IN ANGLES = +/- 1 DEGREE	TYPICAL CORNER RADIUS: INSIDE CORNER = R 0.03 OUTSIDE CORNER = R 0.03 BREAK ALL UNMARKED CORNERS	06/12/09	PDF	
PROPRIETARY INFORMATION NOTICE This document contains proprietary information which shall not be reproduced, transferred to other documents, disclosed to others, or used for any other purposes without prior written permission of Knudson Mfg., Inc.		ENG APPR. _____ MFG APPR. _____ Q.A. _____	CHECKED _____	TITLE: TRACK - 3.13 x 1.50-in *** DO NOT SCALE DRAWING ***
MATERIAL W = 6.06-in (shown), t = 22 ga to 16 ga	FINISH GALVANIZED	DWG. NO. 313T150-30	REVISION X-01	SCALE: 2:1 SHEET 1 OF 1

REV	DATE	APPROVED	DESCRIPTION
X-01	9/26/2017	BTO	Changed material thickness callout to reflect sheet metal gauges



SIGNATURE _____

NAME _____

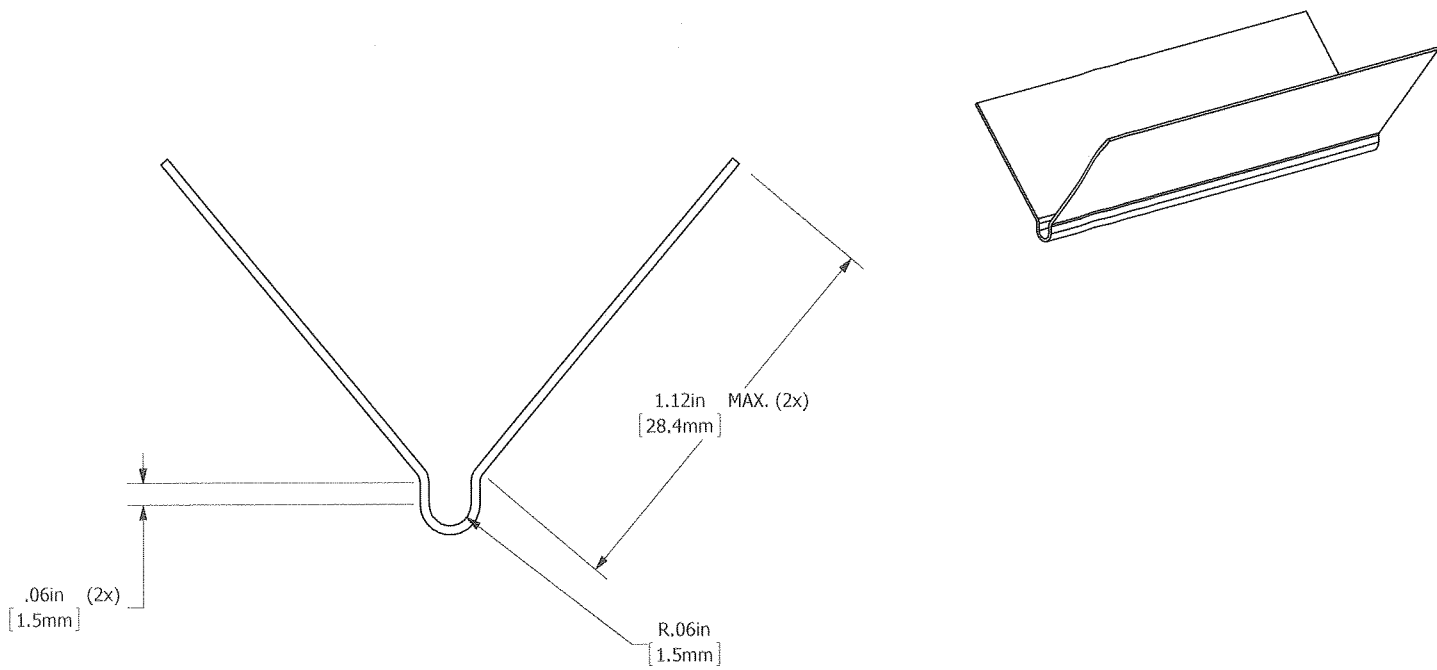
TITLE _____

DATE _____

CUSTOMER CONSENT

STANDARD TOLERANCES		DATE	NAME	Knudson Mfg., Inc. 10401 W. 120th Avenue Broomfield, CO 80021 USA
X = +/- 1.00 0.X = +/- 0.50 0.0XX = +/- 0.05 ANGLES = +/- 1 DEGREE	TYPICAL CORNER RADII INSIDE CORNER = R 1.0 OUTSIDE CORNER = R 1.0 BREAK ALL UNMARKED CORNERS	DRAWN	01/09/09 PDF	
PROPRIETARY INFORMATION NOTICE <small>This document contains proprietary information which shall not be reproduced, transferred to other documents, disclosed to others, or used for any other purposes without prior written permission of Knudson Mfg., Inc.</small>		ENG APPR.		TITLE: kama-EEBS-01 *** DO NOT SCALE DRAWING ***
MATERIAL w = 7.20-in +/-, t = 20 ga to 16 ga		MFG APPR.		DWG. NO. 337 F00-Sec-01
FINISH 20 GAUGE G90 GALVANIZED STEEL SHEET		Q.A.		X-01 SCALE: 1:1 SHEET 1 OF 1

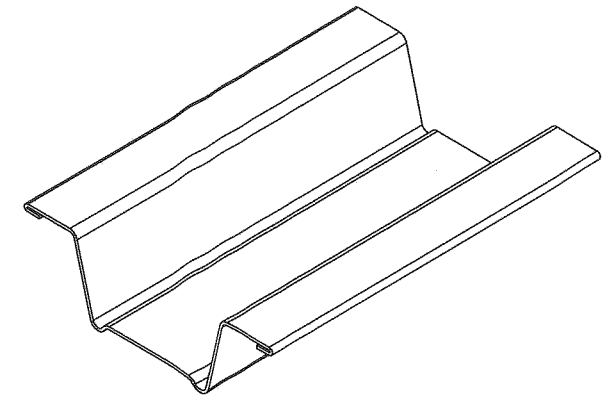
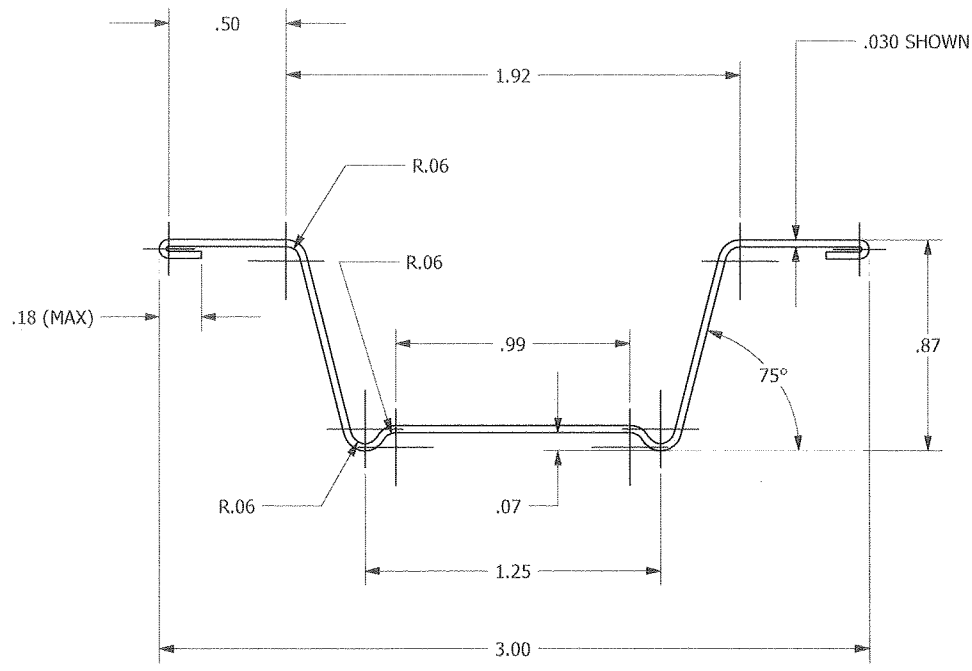
REV	DATE	APPROVED	DESCRIPTION
X-01	9/27/2017	BTO	Increased radiused bulb in corner



NOTE: MARK PART WITH DRAWING NUMBER AND REVISION

STANDARD TOLERANCES		DATE	NAME	Knudson Mfg., Inc. 10401 W. 120th Avenue Broomfield, CO 80021 USA
0.XX = +/- 0.010 0.XXX = +/- 0.003 FRACTIONS = +/- 1/32-IN ANGLES = +/- 1 DEGREE	TYPICAL CORNER RADIUS: INSIDE CORNER = R 0.03 OUTSIDE CORNER = R 0.03 BREAK ALL UNMARKED CORNERS	9/27/2017	BTO	
PROPRIETARY INFORMATION NOTICE This document contains proprietary information which shall not be reproduced, transferred to other documents, disclosed to others, or used for any other purposes without prior written permission of Knudson Mfg., Inc.		ENG APPR.		TITLE: *** DO NOT SCALE DRAWING ***
MATERIAL w=2-5/8" [69mm] (shown), t=24 ga to 18 ga		MFG APPR.		CORNER TRIM
FINISH Galvanized/Galvanneal		Q.A.		DWG. NO. 330-Sec02-Finished Profile REVISION X-01
			SCALE: 3:1	SHEET 1 OF 1

ZONE	REV	REVISIONS	DATE	APPROVED
	A-02	Material thickness was decimal	9/27/17	BTO



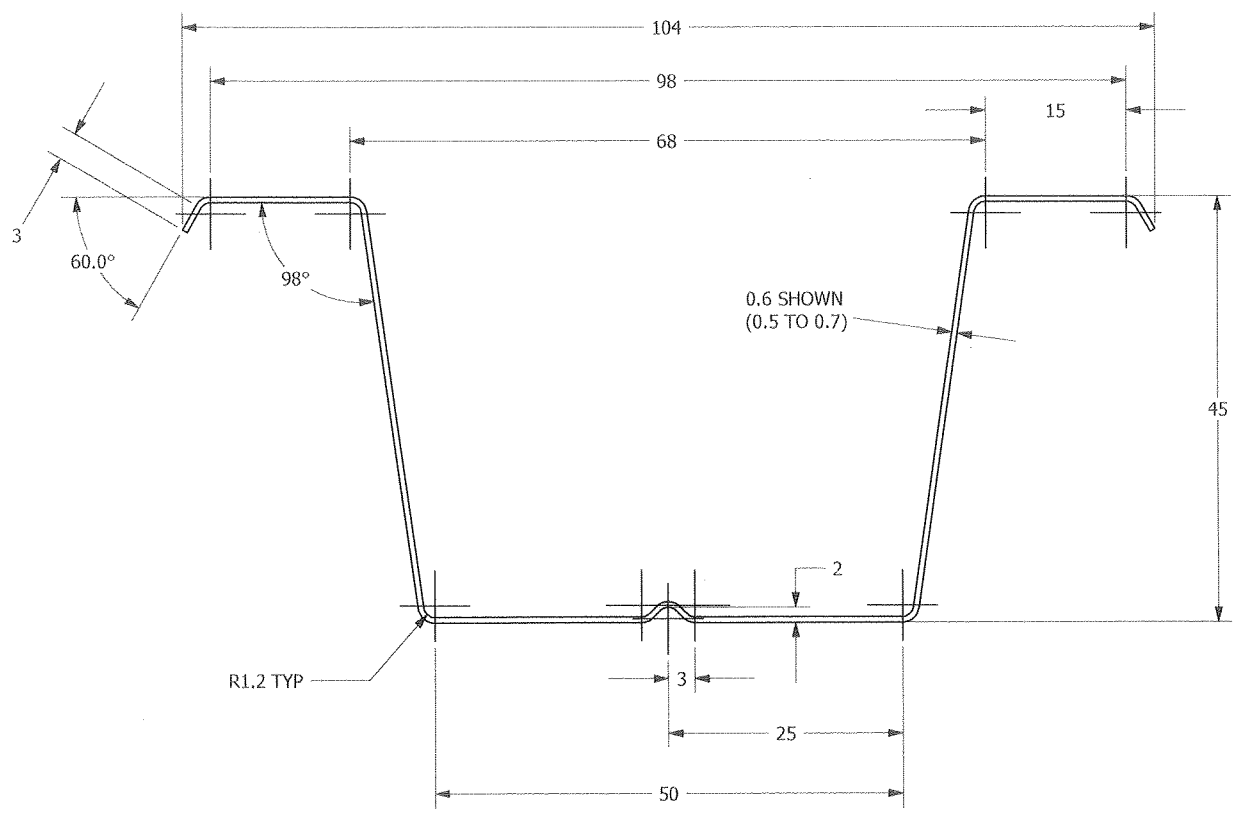
SIGNATURE _____
NAME _____
TITLE _____
DATE _____

CUSTOMER CONSENT

STANDARD TOLERANCES		DATE	NAME
X = +/- 1.00	TYPICAL CORNER RADI:	08/15/08	PDF
0.X = +/- 0.50	INSIDE CORNER = R 1.0		
0.XX = +/- 0.05	OUTSIDE CORNER = R 1.0		
ANGLES = +/- 1 DEGREE	BREAK ALL UNMARKED CORNERS	CHECKED	
PROPRIETARY INFORMATION NOTICE		ENG APPR.	
This document contains proprietary information which shall not be reproduced, transferred to other documents, disclosed to others, or used for any other purposes without prior written permission of Knudson Mfg., Inc.		MFG APPR.	
MATERIAL		Q.A.	
W = 4.65-in (max), t = 22 ga. to 16 ga.		TITLE: *** DO NOT SCALE DRAWING ***	
FINISH		087F125 - FURRING CHANNEL	
GALVANIZED OR GALVANEAL		DWG. NO. F00-Sec-087F125	
		REV A-02 SCALE: 2:1 SHEET 1 OF 1	

Knudson Mfg., Inc.
10401 W. 120th Avenue
Broomfield, CO 80021 USA

ZONE	REV	REVISIONS	DATE	APPROVED
	A-01	PROTOTYPE	02/27/08	PDF



SIGNATURE _____

NAME _____

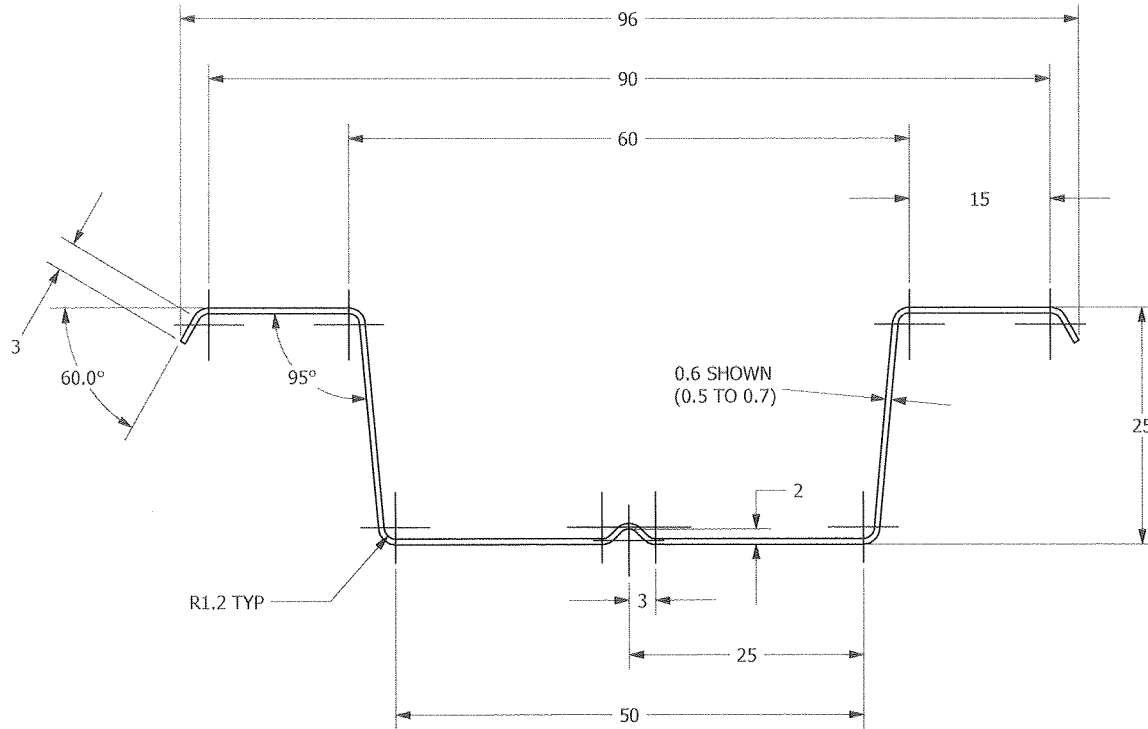
TITLE _____

DATE _____

CUSTOMER CONSENT

STANDARD TOLERANCES		DATE	NAME
X = +/- 1.00	TYPICAL CORNER RADIUS:	02/27/08	PDF
0.X = +/- 0.50	INSIDE CORNER = R 1.0		
0.XX = +/- 0.25	OUTSIDE CORNER = R 1.0		
ANGLES = +/- 1 DEGREE	BREAK ALL UNMARKED CORNERS	CHECKED	
PROPRIETARY INFORMATION NOTICE		ENG APPR:	
This document contains proprietary information which shall not be reproduced, transferred to other documents, disclosed to others, or used for any other purposes without prior written permission of Knudson Mfg., Inc.		MFG APPR:	
		Q.A.	
MATERIAL		TITLE: *** DO NOT SCALE DRAWING ***	
W = 185mm (+/-), t = 0.5 to 0.7mm		F45-5(7)	
FINISH		DWG. NO.	
GALVANIZED/GALVANEAL		F00-Sec-045F050	
		REV A-01 SCALE: 2:1 SHEET 1 OF 1	

ZONE	REV	REVISIONS	DATE	APPROVED
	A-01	PROTOTYPE	02/27/08	PDF



SIGNATURE _____

NAME _____

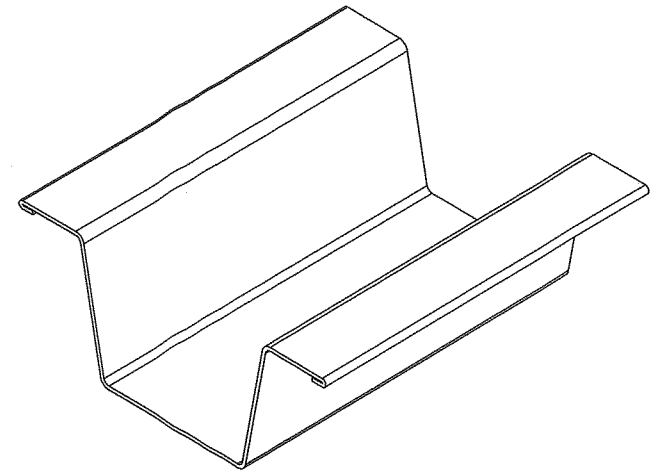
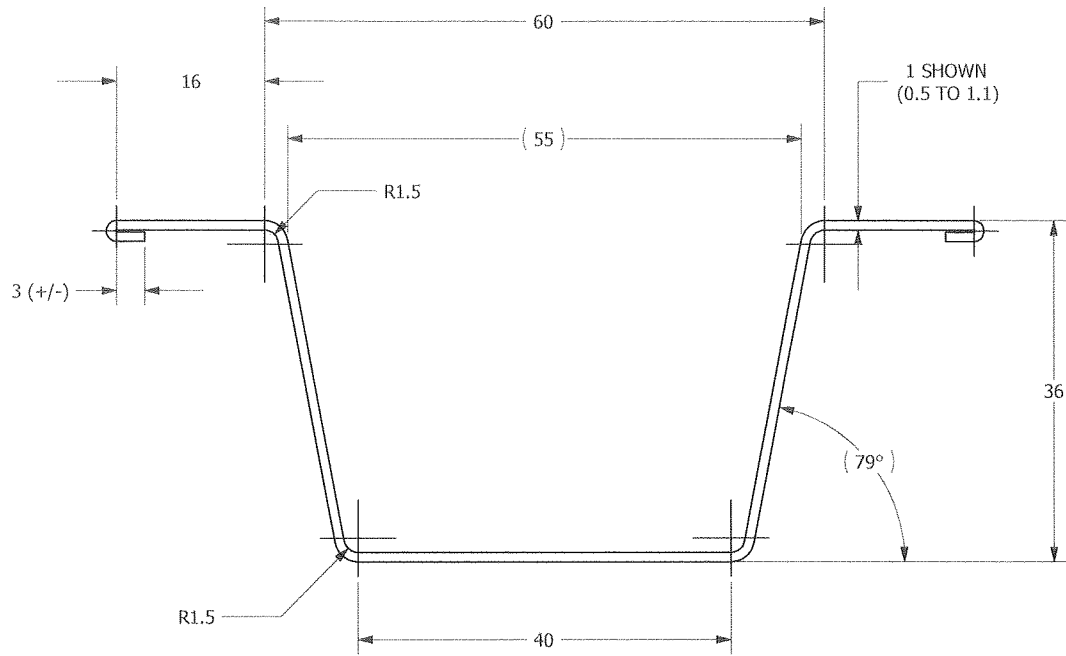
TITLE _____

DATE _____

CUSTOMER CONSENT

STANDARD TOLERANCES		DATE	NAME
X = +/- 1.00	TYPICAL CORNER RADII:	02/27/08	PDF
0.X = +/- 0.50	INSIDE CORNER = R 1.0		
0.0X = +/- 0.05	OUTSIDE CORNER = R 1.0		
ANGLES = +/- 1 DEGREE	BREAK ALL UNMARKED CORNERS	CHECKED	
PROPRIETARY INFORMATION NOTICE		ENG APPR.	
This document contains proprietary information which shall not be reproduced, transferred to other documents, disclosed to others, or used for any other purposes without prior written permission of Knudson Mfg., Inc.		MFG APPR.	
		Q.A.	
MATERIAL		TITLE: *** DO NOT SCALE DRAWING ***	
w = 145mm (+/-), t = 0.5 to 0.7mm		F25-5(7)	
FINISH		DWG. NO.	
GALVANIZED/GALVANEAL		F00-Sec-025F050	
		REV A-01 SCALE: 2:1 SHEET 1 OF 1	

ZONE	REV	REVISIONS	DATE	APPROVED
	A-01	IMPROVED NESTING	07/21/08	PDF



SIGNATURE

NAME

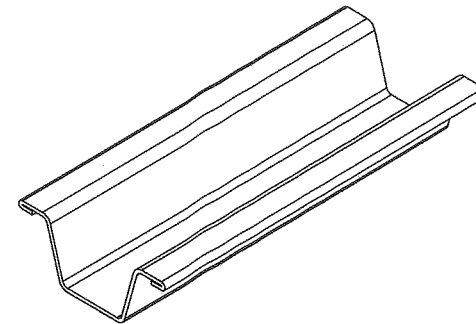
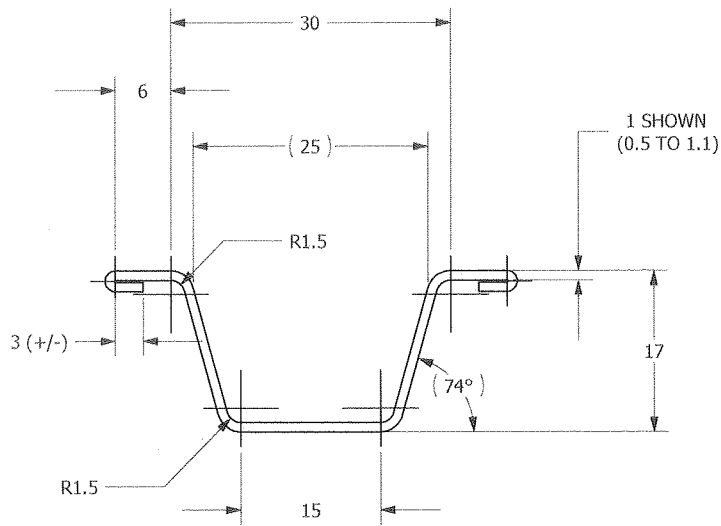
TITLE

DATE

CUSTOMER CONSENT

STANDARD TOLERANCES		DATE	NAME
X = +/- 1.00	TYPICAL CORNER RADIUS	07/07/08	PDF
0.X = +/- 0.50	INSIDE CORNER = R 1.0		
0.XX = +/- 0.25	OUTSIDE CORNER = R 1.0		
ANGLES = +/- 1 DEGREE	BREAK ALL UNMARKED CORNERS	CHECKED	
PROPRIETARY INFORMATION NOTICE		ENG APPR.	
This document contains proprietary information which shall not be reproduced, transferred to other documents, disclosed to others, or used for any other purposes without prior written permission of Knudson Mfg., Inc.		MFG APPR.	
		Q.A.	
MATERIAL		TITLE: *** DO NOT SCALE DRAWING ***	
W = 158 mm (+/-), t = 0.5 to 1.1mm		036F040 - FURRING CHANNEL	
FINISH		DWG. NO.	
GALVANIZED OR GALVANEAL		F00-Sec-036F040	
		REV A-01 SCALE: 2:1 SHEET 1 OF 1	

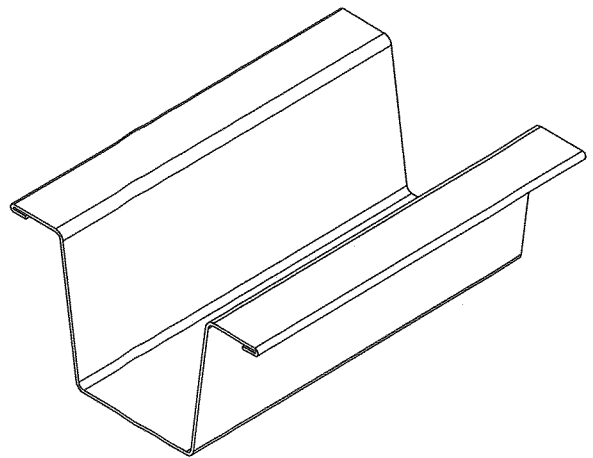
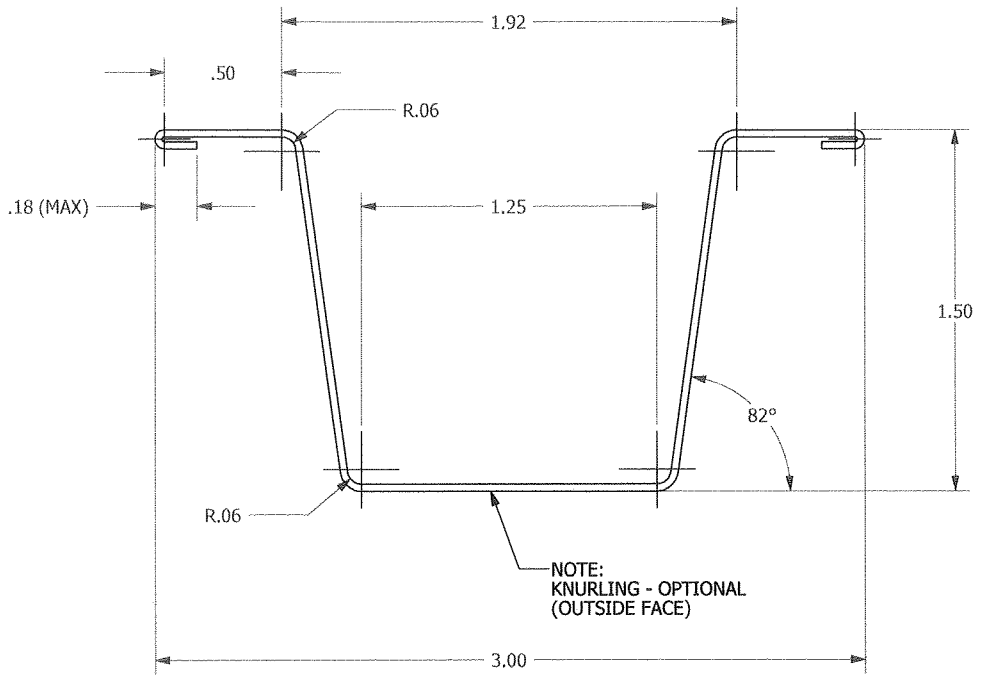
ZONE	REV	REVISIONS	DATE	APPROVED
	A-01	IMPROVED NESTING	07/21/08	PDF



SIGNATURE	CUSTOMER CONSENT
NAME	
TITLE	
DATE	

STANDARD TOLERANCES		DATE	NAME	Knudson Mfg., Inc. 10401 W. 120th Avenue Broomfield, CO 80021 USA
X = +/- 1.00 0.X = +/- 0.50 0.0X = +/- 0.05 ANGLES = +/- 1 DEGREE	TYPICAL CORNER RADIUS: INSIDE CORNER = R 1.0 OUTSIDE CORNER = R 1.0 BREAK ALL UNMARKED CORNERS	07/07/08	PDF	
PROPRIETARY INFORMATION NOTICE This document contains proprietary information which shall not be reproduced, transferred to other documents, disclosed to others, or used for any other purposes without prior written permission of Knudson Mfg., Inc.		ENG APPR.		TITLE: *** DO NOT SCALE DRAWING ***
MATERIAL w = 75 mm (+/-), t = 0.5 to 1.1mm FINISH GALVANIZED OR GALVANEAL		MFG APPR.		017F015 - FURRING CHANNEL
		Q.A.		DWG. NO. F00-Sec-017F015
				REV A-01 SCALE: 2:1 SHEET 1 OF 1

REV	DATE	APPROVED	DESCRIPTION
X-01	9/27/2017	BTO	Changed material thickness call out to refelect sheet metal gauges



SIGNATURE _____

NAME _____

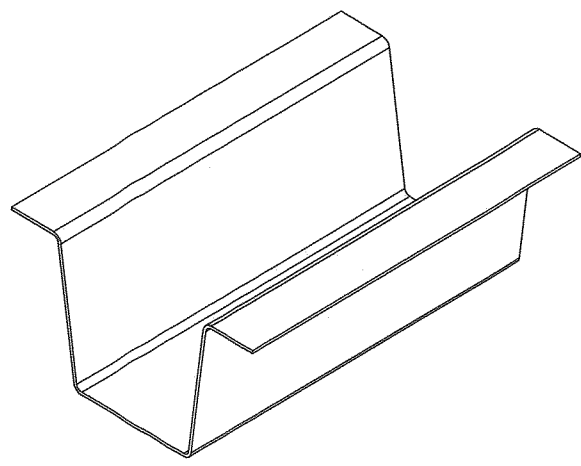
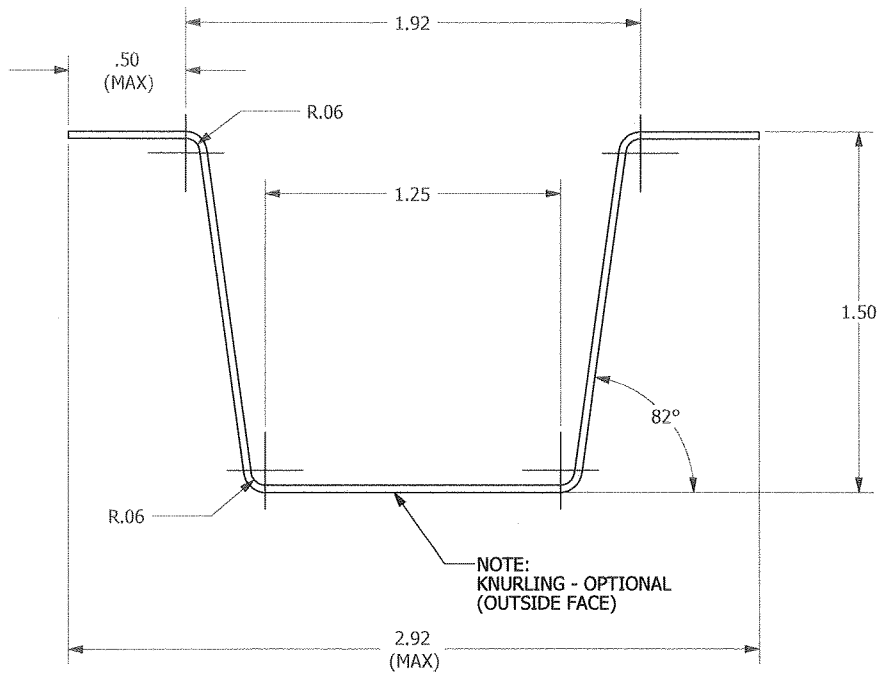
TITLE _____

DATE _____

CUSTOMER CONSENT

STANDARD TOLERANCES		DATE	NAME	Knudson Mfg., Inc. 10401 W. 120th Avenue Broomfield, CO 80021 USA
0.00 = +/- 0.010	TYPICAL CORNER RADIUS:	07/20/09	PDF	
0.000 = +/- 0.003	INSIDE CORNER = R 0.03			
FRACTIONS = +/- 1/32-3/16	OUTSIDE CORNER = R 0.03	CHECKED		
ANGLES = +/- 1 DEGREE	BREAK ALL UNMARKED CORNERS	ENG APPR.		
PROPRIETARY INFORMATION NOTICE		MFG APPR.		TITLE: *** DO NOT SCALE DRAWING ***
This document contains proprietary information which shall not be reproduced, transferred to other documents, disclosed to others, or used for any other purposes without prior written permission of Knudson Mfg., Inc.		Q.A.		150F125-30
MATERIAL				DWG. NO. REVISION
W = 5.82-in (+/-), t = 22 ga. to 16 ga.				150F125-30-A X-01
FINISH				SCALE: 1:1 SHEET 1 OF 1
GALVANIZED OR GALVANEAL				

REV	DATE	APPROVED	DESCRIPTION
X-01	9/27/2017	BTO	Changed material call out to reflect sheet metal gauges



SIGNATURE _____

NAME _____

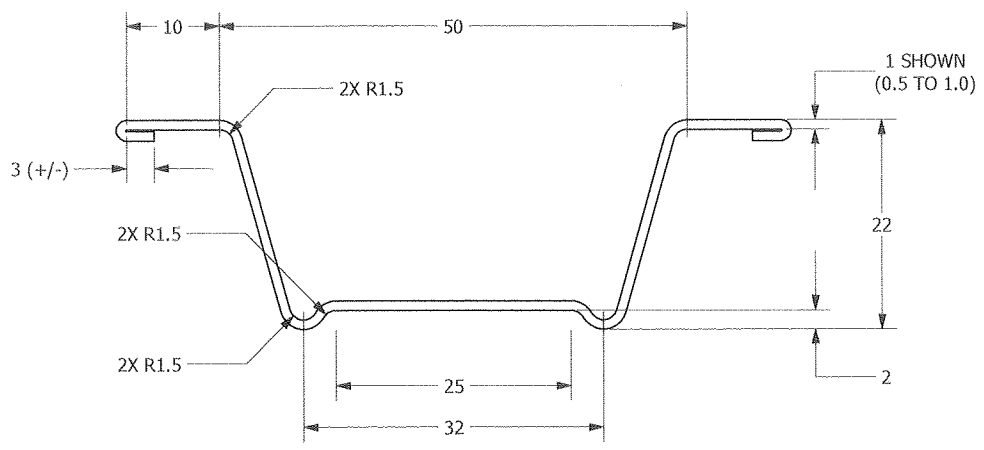
TITLE _____

DATE _____

CUSTOMER CONSENT

STANDARD TOLERANCES		DATE	NAME
0.XX = +/- 0.010	TYPICAL CORNER RADIUS:	DRAWN	07/20/09 PDF
0.XXX = +/- 0.003	INSIDE CORNER = R 0.03	CHECKED	
FRACTIONS = +/- 1/32-IN	OUTSIDE CORNER = R 0.03	ENG APPR.	
ANGLES = +/- 1 DEGREE	BREAK ALL UNMARKED CORNERS	MFG APPR.	
PROPRIETARY INFORMATION NOTICE		Q.A.	
This document contains proprietary information which shall not be reproduced, transferred to other documents, disclosed to others, or used for any other purposes without prior written permission of Knudson Mfg., Inc.		TITLE: *** DO NOT SCALE DRAWING ***	
MATERIAL		150F125-30	
w = 5.39-in (+/-), t = 22 ga. to 16 ga.		DWG. NO. REVISION	
FINISH		150F125-30-B X-01	
GALVANIZED OR GALVANEAL		SCALE: 1:1 SHEET 1 OF 1	

ZONE	REV	REVISIONS	DATE	APPROVED
	X	INITIAL DRAFT	09/17/07	PDF



SIGNATURE	CUSTOMER CONSENT
NAME	
TITLE	
DATE	

STANDARD TOLERANCES		DATE	NAME
X = +/- 1.00	TYPICAL CORNER RADIUS:	09/17/07	PDF
0.X = +/- 0.50	INSIDE CORNER = R 1.0		
0.0X = +/- 0.05	OUTSIDE CORNER = R 1.0		
ANGLES = +/- 1 DEGREE	BREAK ALL UNMARKED CORNERS	CHECKED	
PROPRIETARY INFORMATION NOTICE This document contains proprietary information which shall not be reproduced, transferred to other documents, disclosed to others, or used for any other purposes without prior written permission of Knudson Mfg., Inc.		ENG APPR.	
		MFG APPR.	
		Q.A.	
MATERIAL W = 110mm (+/-), t = 0.5 to 1.0mm FINISH GALVANIZED OR GALVANEAL		Knudson Mfg., Inc. 10401 W. 120th Avenue Broomfield, CO 80021 USA	
		TITLE: ** DO NOT SCALE DRAWING ** 022F032 - FURRING CHANNEL	
		DWG. NO. F00-Sec-022F032	
		REV X SCALE: 2:1 SHEET 1 OF 1	